





What happened to the dinosaurs?



<p>Take a walk around your garden/local park and see what different types of plants you can spot. Take pictures of the ones that you find. Can you name the different parts of them?</p> 	<p>Do the Dinosaur Stomp. Koo Koo Kanga Roo - Dinosaur Stomp (Dance-A-Long) - YouTube</p> <p>Can you use an instrument (or pots and pans like drums) to keep the pulse of the music?</p>	 <p>Use your art skills to create a dinosaur (2D or 3D). You can be as creative as you like: paint a picture, collage, use paper plates, playdough etc.</p> 	<p>Research and create a factfile for your favourite dinosaur. You could include its name, a picture, what it looked like, what it ate, how big it was etc.</p> 	<p>Write 4 sentences using the conjunction 'but' to compare things you and your family like. The things should be different but about the same topic. Each side of the 'but' should be a sentence. E.g. I like chocolate but my Dad likes sweets. I have blonde hair but my Mum has brown hair.</p>
<p>Over this half term these are activities that you can complete if you are self-isolating, home learning or just want to do something extra. Please post photographs of your work on Seesaw or send your work into school. Gold award = All homework complete Silver award = 6 pieces of homework complete Bronze award = 4 pieces of homework complete</p>	<p>Write the numbers to 20 in numerals and words. Show the value of each number using dots or a household object.</p>	<p>Complete the attached addition and subtraction worksheets.</p>	<p>Practise the weekly number bonds/timetables. These will be sent out every Tuesday.</p>	