



# Home Learning Year 6

## Week Beginning 18<sup>th</sup> January 2021

### Miss Harvey



#### Remote Learning/ Live Lessons

Monday 18th Jan - Friday 22<sup>nd</sup> Jan

#### Dear Parents, Carers

Thank you to all of the children who are joining in with their remote/live lessons. You are working so hard and I am so proud of you all. Well done to all of the children in school too.

I have created a suggested timetable again for this week- please use if it helps you to organise your time.



Hopefully you will have managed to collect the workbooks from school. I will set work from these each week but if you want to complete additional activities please do so.

This week on Friday we are having a no-screen day. There will be no Zoom sessions but I will put a pre-recorded video onto Seesaw which will give an overview of activities for the day. The activities planned will not involve using any devices. You can take photographs of what you get up to and send them into school next week.

	<p>Topic: Miss Harvey's Zoom Meeting</p> <p>Details will be sent via Zoom to join</p> <p><b>Reminder: by accessing the Zoom lesson this grants parental permission for recordings to be taken of the sessions and kept for the academic year.</b></p>
<p><b>Monday 18<sup>th</sup> January</b></p>	<p><u>Lesson 1</u> Maths-decimal places Login to zoom for <b>9:15</b> and we will use this session to complete Maths lesson 1</p> <p><u>Lesson 2</u> History/P4C- Lindisfarne. Login to Zoom for <b>11:15</b>. We will have a philosophy session about taking things from people who are weaker than ourselves.</p>
<p><b>Tuesday 19<sup>th</sup> January</b></p>	<p><u>Lesson 1</u> Maths- understanding thousandths Login to zoom at <b>9:15</b> to start the maths lesson. We will complete Lesson 2 during the session.</p> <p><u>Lesson 2</u> Metal health Login to Zoom at <b>13:15</b>. Make sure you completed the pre-task before the lesson.</p>



Home Learning Year 6  
Week Beginning 18<sup>th</sup> January 2021  
Miss Harvey

<p><b>Wednesday</b> 20<sup>th</sup> January</p>	<p><u>Lesson 1</u> English-reading comprehension Login to zoom for <b>10:00</b> and we will use this session to complete the comprehension 'Cloudbursts'. Make sure that you have downloaded and read the text prior to the session.</p> <p><u>Lesson 2</u> History-Ivar the boneless biography Login to zoom for <b>11:15</b> and we will use this session to have a guided writing session for our biographies. Prior to the session makes some notes about the life of Ivar the Boneless.</p>
<p><b>Thursday</b> 21<sup>st</sup> January</p>	<p><u>Lesson 1</u> Maths- multiply decimals by 10, 100 and 1000 Login to zoom for <b>9:15</b> to start the maths lesson. We will look at strategies for multiplying and dividing decimals so you can complete your White Rose activity.</p> <p><u>Lesson 2</u> Arithmetic practise. Login to zoom for <b>13:15</b> and we will use this session to practise different mental maths skills.</p>
<p><b>Friday 22<sup>nd</sup></b> January</p>	<p><u>No screen time day</u> Today there will be no Zoom sessions. I will leave a pre-recorded message outlining the activities for the day on Seesaw for you to look at. Use the day to stay away from your devices. You can take some photographs to record the work that you do- send it to school next week.</p> 
<p><b>See below for a variety of activities for your child to complete this week.</b></p>	
<p><b>English</b></p>	<p>This week we are using National Oak clips to prepare some writing based on 'How to train your dragon' by Cressida Cowell. This is a book about a young Viking boy called Hiccup.</p> <p><u>Lesson 1</u> Look at the introduction lesson on National Oaks about 'How to train your dragon': <a href="https://classroom.thenationalacademy/lessons/to-engage-">https://classroom.thenationalacademy/lessons/to-engage-</a></p> 



Home Learning Year 6  
Week Beginning 18<sup>th</sup> January 2021  
Miss Harvey

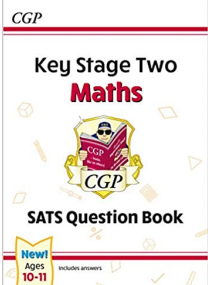
	<p><a href="#">with-the-context-of-the-how-to-train-your-dragon-narrative-ccvkee</a> Complete lesson 1 activity on Seesaw</p> <p><u>Lesson 2</u> Part 1- Revise your knowledge of different types of sentences: <a href="https://classroom.thenational.academy/lessons/to-explore-simple-and-compound-sentences-74r3cr?activity=video&amp;step=1">https://classroom.thenational.academy/lessons/to-explore-simple-and-compound-sentences-74r3cr?activity=video&amp;step=1</a> Part 2- Write descriptive sentences about the story setting: <a href="https://classroom.thenational.academy/lessons/to-identify-the-c-and-s-features-of-an-opening-scene-cgup2d?activity=video&amp;step=1">https://classroom.thenational.academy/lessons/to-identify-the-c-and-s-features-of-an-opening-scene-cgup2d?activity=video&amp;step=1</a> Complete activity for Lesson 2- parts 1 and 2 on Seesaw</p> <p><u>Lesson 3</u> Write descriptive sentences using precise verbs and adverbs: <a href="https://classroom.thenational.academy/lessons/to-generate-precise-adverbs-and-verbs-to-describe-the-opening-scene-6mu30r?activity=video&amp;step=1">https://classroom.thenational.academy/lessons/to-generate-precise-adverbs-and-verbs-to-describe-the-opening-scene-6mu30r?activity=video&amp;step=1</a> Complete lesson 3 activity on Seesaw</p> <p><u>Lesson 4</u> Write your opening for the setting- watch the three videos to split up your setting: <a href="https://classroom.thenational.academy/lessons/to-plan-and-write-the-first-part-of-an-opening-scene-6mr30t?activity=video&amp;step=1">https://classroom.thenational.academy/lessons/to-plan-and-write-the-first-part-of-an-opening-scene-6mr30t?activity=video&amp;step=1</a>  <a href="https://classroom.thenational.academy/lessons/to-plan-and-write-the-second-part-of-an-opening-scene-6dgk4r?activity=video&amp;step=1">https://classroom.thenational.academy/lessons/to-plan-and-write-the-second-part-of-an-opening-scene-6dgk4r?activity=video&amp;step=1</a>  <a href="https://classroom.thenational.academy/lessons/to-plan-and-write-the-third-part-of-an-opening-scene-6wwp6t?activity=video&amp;step=1">https://classroom.thenational.academy/lessons/to-plan-and-write-the-third-part-of-an-opening-scene-6wwp6t?activity=video&amp;step=1</a> Complete Lesson 4 activity on Seesaw</p> <p><u>Lesson 5- NO SCREEN TIME FRIDAY</u> Use the story setting from 'How to train a dragon' as inspiration. Can you make a 'How to train a dragon' themed board game. Maybe make a Monopoly style game- who could buy 'Dragon's Cove' or 'Viking Bay'. Maybe make a 'Dragons' Tails and Ropes' game based on Snakes and Ladders. Play your completed game with a family member.</p>
<p><b>GCP Grammar book to link with English</b></p>	<p>Pg 2 Nouns Pg 3- Singular and plural nouns Pg 20- Sentences</p> <div data-bbox="874 1756 1075 2011"></div>



## Home Learning Year 6

### Week Beginning 18<sup>th</sup> January 2021

#### Miss Harvey



<p><b>SPAG</b> (Spelling, punctuation and grammar)</p>	<p><u>Activity 1</u> Revise the rules for spelling suffixes for plurals: <a href="https://classroom.thenational.academy/lessons/to-investigate-suffixes-plurals-64r36d?activity=video&amp;step=1">https://classroom.thenational.academy/lessons/to-investigate-suffixes-plurals-64r36d?activity=video&amp;step=1</a></p>
	<p><u>Activity 2</u> Develop vocabulary and synonyms: <a href="https://classroom.thenational.academy/lessons/to-develop-a-rich-understanding-of-words-associated-with-water-6xk66d?activity=video&amp;step=1">https://classroom.thenational.academy/lessons/to-develop-a-rich-understanding-of-words-associated-with-water-6xk66d?activity=video&amp;step=1</a></p>
	<p><u>Additional SPAG activity</u> Put your knowledge about plurals to the test- let's take a test. Follow the lesson: <a href="https://classroom.thenational.academy/lessons/to-practise-and-apply-knowledge-of-suffixes-plurals-including-test-cgwket?activity=video&amp;step=1">https://classroom.thenational.academy/lessons/to-practise-and-apply-knowledge-of-suffixes-plurals-including-test-cgwket?activity=video&amp;step=1</a></p>
<p><b>Maths and Problem Solving</b></p>	<p>In maths we are leaving fractions behind for a while but I am sure that they will pop up again soon. We are moving on to exploring decimals.</p> <p>Remember to use the video links on Seesaw to help you complete the attachments on fractions. There is one lesson each day to complete.</p> <p>I will post the answers on the class blog for you to check your work. <b>Zoom lessons on Monday at 9:15, Tuesday at 9:15 and Thursday at 9:15 to support.</b></p> <p><u>NO SCREEN FRIDAY</u> On Friday use your <b>CGP book -SATs Question Book</b> that you collected from school complete pages 17-18 'Multiplying and dividing by 10, 100 and 1000'. This will revise work that has been completed already.</p> <div style="display: flex; align-items: center;">  <div style="margin-left: 10px;"> <p><b>CGP SATs Question Book</b></p> <p>Pg 32-33 Multiplying fractions Pg 36 Diving fractions Friday- Pg17-18 Multiplying and dividing by 10, 100 and 1000</p> </div> </div>
<p style="text-align: center;">Check out the resources, activities and lessons set on My Maths.</p>	



# Home Learning Year 6

## Week Beginning 18<sup>th</sup> January 2021

### Miss Harvey

	School login: Broadbent School password: boostbroadbent	
<b>Humanities and Citizenship</b>	<u>History lesson 1</u> Research about the Viking invasion of Lindisfarne <a href="https://www.bbc.co.uk/bitesize/clips/zrpnvcw">https://www.bbc.co.uk/bitesize/clips/zrpnvcw</a> What do you think about this invasion? Was it fair or unfair? Write two different viewpoints about this attack. <b>Zoom on Monday at 11:15</b>	<u>History Lesson 2</u> Research Ivar the boneless (prior to the zoom lesson on Wednesday) using different sources including: <a href="https://www.britannica.com/biography/Ivar-the-Boneless">https://www.britannica.com/biography/Ivar-the-Boneless</a> Write a biography about his life. <b>Zoom on Wednesday at 11:15</b>
	PSHE: <u>Mental health</u> Prior to the <b>Zoom lesson on Tuesday at 13:15</b> complete the PHSE pre-task about mental health.	
<b>Creative Arts</b>	 Follow this tutorial for how to draw a Viking character: <a href="https://easydrawingguides.com/how-to-draw-a-viking/">https://easydrawingguides.com/how-to-draw-a-viking/</a> Can you use this guide to design your own Viking? Give them a name.  Don't forget to complete the creative task- making a Viking artefact. We will share these next week on Zoom.	
<b>Physical Education</b>	Can you complete some activities from the Daily Mile Bingo on Seesaw? 	
<b>Reading</b>	Complete the following reading comprehensions: <ul style="list-style-type: none"> <li>✓ Cloudbursts text- answer treasure chest questions <b>Zoom on Wednesday at 10</b></li> <li>✓ <u>CGP book- comprehension.</u></li> </ul>	Try and keep a list of the books you read, we could see who reads the most. Use the new EPIC link and complete some reading quizzes. <a href="https://www.getepic.com/app/profile-select">https://www.getepic.com/app/profile-select</a> <b>Class Code: hzz5545</b>



Home Learning Year 6  
Week Beginning 18<sup>th</sup> January 2021  
Miss Harvey

	<p>Complete pgs 2-3 'An interview with Nixie Labs'</p> <ul style="list-style-type: none"><li>✓ Reading comprehension 'Things that go chirp in the night'</li><li>✓ Make a cosy den area to read your favourite books on Friday</li></ul>	
<b>Times tables</b>	<p>Do not forget to continue to practise your timetables. Spend 10 minutes a day at least on TT Rockstars. <a href="https://ttrockstars.com/">https://ttrockstars.com/</a></p>	<p>Complete the daily arithmetic checks- try to get a higher score each day.</p> <p><b>Zoom on Thursday at 13:15 to practise</b></p>