









# Home Learning Year 5

## Week Beginning 6<sup>th</sup> April 2020

### Miss Lewis

<p><b>Topic</b></p>	<p>Easter.</p> <p>I do hope that you're all keeping well and are enjoying the activities that I'm setting. Good luck with learning about the religious traditions of Easter this week.</p> <p>If you haven't logged onto Twinkl for free resources- use this attached link. Twinkl has set up a month's free access for all parents. Setting this up is really easy to do – go to <a href="http://www.twinkl.co.uk/offer">www.twinkl.co.uk/offer</a> and enter the code UKTWINKLHELPS</p>
<p><b>Literacy and Communication</b></p>	<p><a href="https://www.bbc.co.uk/bitesize/topics/zhrrd2p">https://www.bbc.co.uk/bitesize/topics/zhrrd2p</a> Please continue to use the bitesize link to practice your spellings, punctuation and grammar. This week focus on how to use a modal, expanded noun phrases and prepositions. Make sure you use these in your Easter story recount.</p> <p>Use the storyboard below and the weblinks to recount the Easter story. Create your very own comic strip. Make a concertina style book by folding your paper like a fan. This will allow it to stand up and on each page you can draw a picture and write about the events of the Easter story.</p> <p><a href="https://www.bing.com/videos/search?q=re+videos+story+of+pal+m+sunday&amp;&amp;view=detail&amp;mid=A2B33799EBBAC936E242A2B33799EBBAC936E242&amp;rvsmid=EC87C052373863BFCCF8EC87C052373863BFCCF8&amp;FORM=VDRVRV">https://www.bing.com/videos/search?q=re+videos+story+of+pal+m+sunday&amp;&amp;view=detail&amp;mid=A2B33799EBBAC936E242A2B33799EBBAC936E242&amp;rvsmid=EC87C052373863BFCCF8EC87C052373863BFCCF8&amp;FORM=VDRVRV</a></p> <div style="display: flex; justify-content: space-around; text-align: center;">      </div>
<p><b>Maths and Problem Solving</b></p>	<p>It's practise time: Use the attached website to practise for at least 30 minutes a day. See if you can win the Maths World Cup! <a href="http://www.math-exercises-for-kids.com/learning-math-8.htm">http://www.math-exercises-for-kids.com/learning-math-8.htm</a></p> <div style="border: 1px solid black; padding: 10px; background-color: #e0f0e0;"> <p style="text-align: center;"><b>Maths For Kids Age 9-10</b></p> <p style="text-align: center; font-size: small;">England : Key Stage 2 Year 5, United States : 4th Grade, Australia : Year 4</p> <p style="text-align: right;">level : difficult</p> <div style="display: flex; justify-content: space-between;"> <div style="width: 30%;"> <p>Adding decimals</p> <p>Subtractions up to 100</p> <p>Multiplications to 1000</p> <p>Multiplication tables</p> </div> <div style="width: 30%; text-align: center;"> <p>Divisions</p> <p>Playing with operations</p> <p>Big numbers</p> <p>Word problems</p> </div> <div style="width: 30%;"> <p>Measuring length</p> <p>Measuring weight</p> <p>Measuring time</p> <p>Measuring surface area</p> </div> </div> <p style="text-align: center;">  </p> </div> <p>Maths with Carol Vorderman: <a href="https://www.themathsfactor.com/">https://www.themathsfactor.com/</a>. Click join free today. You will need an adult to help you set this up.</p>



# Home Learning Year 5

## Week Beginning 6<sup>th</sup> April 2020

### Miss Lewis

	<p>Here is a link for Maths activities for the scheme that we use in school - White Rose Maths. The children are familiar with this scheme and therefore we recommend that you access this link to enhance your child's learning at home.</p> <p><a href="https://whiterosemaths.com/homelearning/">https://whiterosemaths.com/homelearning/</a></p>	
<p><b>Science and the outside environment</b></p>	<p><a href="https://kids.kiddle.co/Palm_tree">https://kids.kiddle.co/Palm_tree</a></p> <p>Use the website to learn about palm trees.</p> <ul style="list-style-type: none"> <li>• Where do they grow?</li> <li>• Look in your garden and see if you have a plant from the palm tree family.</li> <li>• Draw a Palm tree and find out where they get their water and food from.</li> <li>• Draw a plant life cycle- use the attached website to help you</li> </ul> <p><a href="https://www.bbc.co.uk/bitesize/topics/zgssgk7/articles/zyv3jty">https://www.bbc.co.uk/bitesize/topics/zgssgk7/articles/zyv3jty</a></p>	
<p><b>Humanities and Citizenship</b></p>	<p>Watch Newsround and stay up to date with the latest news for children. If you have any questions about Newsround, please ask an adult.</p> <p><a href="https://www.bbc.co.uk/newsround/news/watch_newsround">https://www.bbc.co.uk/newsround/news/watch_newsround</a>.</p> <p>Try out this geography scavenger hunt too:</p> <p><a href="https://digimapforschools.edina.ac.uk/resources/scavengerhunt/">https://digimapforschools.edina.ac.uk/resources/scavengerhunt/</a></p> <p>This week is a very religious week for many Christian people around the whole world. Yesterday was Palm Sunday. Watch the video link to learn about Palm Sunday. Recount the story of Jesus at the temple and talk about why he may have reacted in that way.</p> <p><a href="https://www.bing.com/videos/search?q=re+videos+story+of+palm+sunday&amp;view=detail&amp;mid=EC87C052373863BFCCF8EC87C052373863BFCCF8&amp;FORM=VIRE">https://www.bing.com/videos/search?q=re+videos+story+of+palm+sunday&amp;view=detail&amp;mid=EC87C052373863BFCCF8EC87C052373863BFCCF8&amp;FORM=VIRE</a></p> <p>Try your hand at making Hot Cross buns, freshly baked goods are always lovely to eat.</p> <p><a href="https://www.bbc.co.uk/food/recipes/hotcrossbuns_397">https://www.bbc.co.uk/food/recipes/hotcrossbuns_397</a></p>	
<p><b>Creative Arts</b></p>	<p><a href="https://www.bing.com/videos/search?q=palm+sunday+all+age+ideas&amp;&amp;view=detail&amp;mid=EA83EAED15F65CC9C46BEA83EAED15F65CC9C46B&amp;&amp;FORM=VRDGA&amp;ru=%2Fvideos%2Fsearch%3Fq%3Dpalm%2Bsunday%2Ball%2Bage%2Bideas%26FORM%3DHDRSC3">https://www.bing.com/videos/search?q=palm+sunday+all+age+ideas&amp;&amp;view=detail&amp;mid=EA83EAED15F65CC9C46BEA83EAED15F65CC9C46B&amp;&amp;FORM=VRDGA&amp;ru=%2Fvideos%2Fsearch%3Fq%3Dpalm%2Bsunday%2Ball%2Bage%2Bideas%26FORM%3DHDRSC3</a></p> <p>Use this link to create a donkey related to the story of Jesus coming into Jerusalem on Palm Sunday.</p>	
<p><b>Physical Education</b></p>	<p>Dance, move and exercise.</p> <p>It is so important to be outside, take a walk with your family or play in your garden.</p> <p>Here are some other ideas to keep healthy:</p> <ul style="list-style-type: none"> <li>• Jump start Jonny exercises- children are used to this in PE lessons so will be experts</li> </ul> <p><a href="https://www.jumpstartjonny.co.uk/home">https://www.jumpstartjonny.co.uk/home</a></p>	<p>Other skills:</p> <ul style="list-style-type: none"> <li>• Throw and catch (against a wall or to a partner)</li> <li>• Football skills</li> <li>• Skipping</li> </ul>



## Home Learning Year 5 Week Beginning 6<sup>th</sup> April 2020

Miss Lewis

	<ul style="list-style-type: none"><li>PE with Joe each day, Monday – Friday at 9am <a href="https://www.thebodycoach.com/blog/pe-with-joe-1254.html">https://www.thebodycoach.com/blog/pe-with-joe-1254.html</a></li></ul>	
<b>Reading</b>	<p>Reading- aim for 30 minutes a day</p> <ul style="list-style-type: none"><li>Read recipe books or online recipes</li><li>Read your favourite stories</li><li>Read the ingredients on food packaging.</li><li>Put subtitles on the TV and read as you watch TV.</li></ul>	Try and keep a list of the books you read, we could see who reads the most.
<b>Times tables</b>	<p>Do not forget to continue to practise your timetables. Spend 10 minutes a day at least on TT Rockstars. <a href="https://trockstars.com/">https://trockstars.com/</a> Year 5 children need to know all their times tables.</p> <p>If you're at the stage for a test- use this link to help test your knowledge. <a href="http://www.timestables.me.uk/">http://www.timestables.me.uk/</a></p>	