










# Home Learning Year 5

## Week Beginning 27<sup>th</sup> April 2020

### Ms McCoy


<p><b>Topic</b></p>	<p>The Amazon I do hope that you're all keeping well and are enjoying the activities that I'm setting. Please let me know if there are any areas that you wish to study.</p> <p>If you haven't logged onto Twinkl for free resources- use this attached link. Twinkl has set up a month's free access for all parents. Setting this up is really easy to do – go to <a href="http://www.twinkl.co.uk/offer">www.twinkl.co.uk/offer</a> and enter the code UKTWINKLHELPS</p>				
<p><b>Literacy and Communication</b></p>	<p><a href="https://www.bbc.co.uk/bitesize/topics/zhrd2p">https://www.bbc.co.uk/bitesize/topics/zhrd2p</a> Please continue to use the bitesize link to practice your spellings, punctuation and grammar. This week, focus on how to use a spell accurately words ending in <i>ture</i> and <i>sure</i>.</p>				
	<p>Last week your aim was to research about deforestation using the attached weblinks and heading to structure your research. <a href="https://www.livescience.com/27692-deforestation.html">https://www.livescience.com/27692-deforestation.html</a> This week, your task is to write a persuasive letter to stop deforestation. Use the wagoll and last week's research to help you structure your letter.</p>				
	<p>What is deforestation? Why is it happening?</p> 	<p>How does it affect species of plants and animals?</p> 	<p>How does it affect the people who live and work in the forest?</p> 	<p>What are the permanent threats and damages from deforestation?</p> 	<p>What is being done to try and solve/ stop deforestation or to rejuvenate the forest?</p> 
<p><b>Maths and Problem Solving</b></p>	<p>MyMaths have been set. Please have a go at completing the work on the website. Login: broadbent, Password:boostbroadbent</p>				
					



# Home Learning Year 5

## Week Beginning 27<sup>th</sup> April 2020

### Ms McCoy


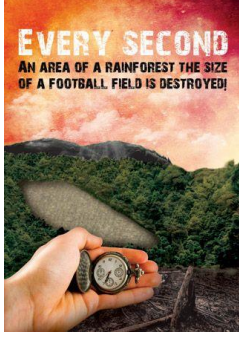
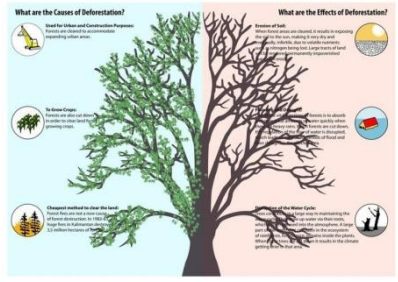



	<p>Here is a link for Maths activities for the scheme that we use in school - White Rose Maths. The children are familiar with this scheme and therefore we recommend that you access this link to enhance your child's learning at home.</p> <p><a href="https://whiterosemaths.com/homelearning/">https://whiterosemaths.com/homelearning/</a></p>																																																																																																																									
<b>Maths</b>	<p>Try these at home</p> <p><b>Prime number lotto</b> This game needs at least two players. Each player will need their own lotto card (page 2). Cut out the number cards below and place them face down in two equal piles. In turn, each player picks two number cards. The two cards are placed together in the order they are picked up to form a number. Each player crosses out the number they have made on their lotto card. After each player has had 10 turns, the player with the most prime numbers crossed out wins. Prime numbers are shown in blue on the lotto card.</p> <table border="1"><tr><td>0</td><td>1</td><td>2</td><td>3</td></tr><tr><td>4</td><td>5</td><td>6</td><td>7</td></tr><tr><td>8</td><td>9</td><td>0</td><td>1</td></tr><tr><td>2</td><td>3</td><td>4</td><td>5</td></tr><tr><td>6</td><td>7</td><td>8</td><td>9</td></tr></table> <p><b>Lotto card</b></p> <table border="1"><tr><td>1</td><td>2</td><td>3</td><td>4</td><td>5</td><td>6</td><td>7</td><td>8</td><td>9</td><td>10</td></tr><tr><td>11</td><td>12</td><td>13</td><td>14</td><td>15</td><td>16</td><td>17</td><td>18</td><td>19</td><td>20</td></tr><tr><td>21</td><td>22</td><td>23</td><td>24</td><td>25</td><td>26</td><td>27</td><td>28</td><td>29</td><td>30</td></tr><tr><td>31</td><td>32</td><td>33</td><td>34</td><td>35</td><td>36</td><td>37</td><td>38</td><td>39</td><td>40</td></tr><tr><td>41</td><td>42</td><td>43</td><td>44</td><td>45</td><td>46</td><td>47</td><td>48</td><td>49</td><td>50</td></tr><tr><td>51</td><td>52</td><td>53</td><td>54</td><td>55</td><td>56</td><td>57</td><td>58</td><td>59</td><td>60</td></tr><tr><td>61</td><td>62</td><td>63</td><td>64</td><td>65</td><td>66</td><td>67</td><td>68</td><td>69</td><td>70</td></tr><tr><td>71</td><td>72</td><td>73</td><td>74</td><td>75</td><td>76</td><td>77</td><td>78</td><td>79</td><td>80</td></tr><tr><td>81</td><td>82</td><td>83</td><td>84</td><td>85</td><td>86</td><td>87</td><td>88</td><td>89</td><td>90</td></tr><tr><td>91</td><td>92</td><td>93</td><td>94</td><td>95</td><td>96</td><td>97</td><td>98</td><td>99</td><td>100</td></tr></table>	0	1	2	3	4	5	6	7	8	9	0	1	2	3	4	5	6	7	8	9	1	2	3	4	5	6	7	8	9	10	11	12	13	14	15	16	17	18	19	20	21	22	23	24	25	26	27	28	29	30	31	32	33	34	35	36	37	38	39	40	41	42	43	44	45	46	47	48	49	50	51	52	53	54	55	56	57	58	59	60	61	62	63	64	65	66	67	68	69	70	71	72	73	74	75	76	77	78	79	80	81	82	83	84	85	86	87	88	89	90	91	92	93	94	95	96	97	98	99	100	<p><b>One to twenty-one</b></p> <p>1. Roll a die five times and record the numbers below. If you roll a number more than twice, roll again.</p> <p>□ □ □ □ □</p> <p>2. Use the numbers you have rolled to make values 1 to 21. You can only use each number rolled once in each calculation but you don't have to use all the numbers. You can use addition, subtraction, multiplication or division to find the values.</p> <p>1 = _____ 2 = _____ 3 = _____ 4 = _____ 5 = _____ 6 = _____ 7 = _____ 8 = _____ 9 = _____ 10 = _____ 11 = _____ 12 = _____ 13 = _____ 14 = _____ 15 = _____ 16 = _____ 17 = _____ 18 = _____ 19 = _____ 20 = _____ 21 = _____</p> 
0	1	2	3																																																																																																																							
4	5	6	7																																																																																																																							
8	9	0	1																																																																																																																							
2	3	4	5																																																																																																																							
6	7	8	9																																																																																																																							
1	2	3	4	5	6	7	8	9	10																																																																																																																	
11	12	13	14	15	16	17	18	19	20																																																																																																																	
21	22	23	24	25	26	27	28	29	30																																																																																																																	
31	32	33	34	35	36	37	38	39	40																																																																																																																	
41	42	43	44	45	46	47	48	49	50																																																																																																																	
51	52	53	54	55	56	57	58	59	60																																																																																																																	
61	62	63	64	65	66	67	68	69	70																																																																																																																	
71	72	73	74	75	76	77	78	79	80																																																																																																																	
81	82	83	84	85	86	87	88	89	90																																																																																																																	
91	92	93	94	95	96	97	98	99	100																																																																																																																	
<b>Science and the outside environment</b>	<p>Find out about the species in the vivarium at Manchester Museum and Chester Zoo. Which animals originate from The Amazon.</p> <p><a href="https://www.museum.manchester.ac.uk/collection/vivarium/">https://www.museum.manchester.ac.uk/collection/vivarium/</a> <a href="https://www.chesterzoo.org/our-zoo/">https://www.chesterzoo.org/our-zoo/</a></p>																																																																																																																									
<b>Humanities and Citizenship</b>	<p>Watch Newsround and stay up to date with the latest news for children. If you have any questions about Newsround, please ask an adult.</p> <p><a href="https://www.bbc.co.uk/newsround/news/watch_newsround.">https://www.bbc.co.uk/newsround/news/watch_newsround.</a></p> <p>Create your very own Podcast/ news article about deforestation. Use the attached link to help you and don't forget to ask your family to film you.</p> <p><a href="https://www.bing.com/videos/search?q=deforestation+facts+for+kids&amp;qv=deforestation+facts+for+kids&amp;view=detail&amp;mid=FEA322698E81D20BD141FEA322698E81D20BD141&amp;&amp;FORM=VRDGAR&amp;ru=%2Fvideos%2Fsearch%3Fq%3Ddeforestation%2Bfacts%2Bfor%2Bkids%26qpvt%3Ddeforestation%2Bfacts%2Bfor%2Bkids%26FORM%3DVDRE">https://www.bing.com/videos/search?q=deforestation+facts+for+kids&amp;qv=deforestation+facts+for+kids&amp;view=detail&amp;mid=FEA322698E81D20BD141FEA322698E81D20BD141&amp;&amp;FORM=VRDGAR&amp;ru=%2Fvideos%2Fsearch%3Fq%3Ddeforestation%2Bfacts%2Bfor%2Bkids%26qpvt%3Ddeforestation%2Bfacts%2Bfor%2Bkids%26FORM%3DVDRE</a></p> <p>Send your videos to <a href="mailto:admin@broadbentfold.tameside.sch.uk">admin@broadbentfold.tameside.sch.uk</a></p>																																																																																																																									



# Home Learning Year 5

## Week Beginning 27<sup>th</sup> April 2020

### Ms McCoy

<p><b>Creative Arts</b></p>	<p>Create a poster to demonstrate the effects of deforestation.</p> <p><a href="https://www.bing.com/videos/search?q=deforestation+facts+for+kids&amp;ru=%2fvideo%2fs%2fsearch%3fq%3ddeforestation%2bfacts%2bfor%2bkids%26qvt%3ddeforestation%2bfacts%2bfor%2bkids%26FORM%3dVDRVRE&amp;qvpt=deforestation+facts+for+kids&amp;view=detail&amp;mid=9DFE61E8B07CD97290A99DFE61E8B07CD97290A9&amp;&amp;FORM=VDRVRV">https://www.bing.com/videos/search?q=deforestation+facts+for+kids&amp;ru=%2fvideo%2fs%2fsearch%3fq%3ddeforestation%2bfacts%2bfor%2bkids%26qvt%3ddeforestation%2bfacts%2bfor%2bkids%26FORM%3dVDRVRE&amp;qvpt=deforestation+facts+for+kids&amp;view=detail&amp;mid=9DFE61E8B07CD97290A99DFE61E8B07CD97290A9&amp;&amp;FORM=VDRVRV</a></p> <div style="display: flex; justify-content: space-around;">    </div>
<p><b>Physical Education</b></p>	<p>Dance, move and exercise. It is so important to be outside, take a walk with your family or play in your garden or go for a bike ride.</p> <p>Here are some other ideas to keep healthy:</p> <ul style="list-style-type: none"> <li>• Jump start Jonny exercises- children are used to this in PE lessons so will be experts <a href="https://www.jumpstartjonny.co.uk/home">https://www.jumpstartjonny.co.uk/home</a></li> <li>• PE with Joe each day, Monday – Friday at 9am <a href="https://www.thebodycoach.com/blog/pe-with-joe-1254.html">https://www.thebodycoach.com/blog/pe-with-joe-1254.html</a></li> </ul> <div style="text-align: center;">  <p>It's time to spell your name out during fitness. Try and do <b>your last name</b> every day and time how long it takes. See if you can go quicker.</p> </div>
<p><b>Reading</b></p>	<p>Reading- aim for 30 minutes a day</p> <ul style="list-style-type: none"> <li>• Internet research on The Amazon.</li> <li>• Read your favourite stories.</li> <li>• Read information about Amazon animal species.</li> <li>• Read The Explorer by Katherine Rundell</li> </ul> <div style="display: flex; justify-content: space-around;"> <div style="text-align: center;"> <p><b>Buy a fantastic read</b></p>  </div> <div style="text-align: center;">  </div> </div>



Home Learning Year 5  
Week Beginning 27<sup>th</sup> April 2020  
Ms McCoy

<b>Times tables</b>	<p>Do not forget to continue to practise your timetables. Spend 10 minutes a day at least on TT Rockstars. <a href="https://trockstars.com/">https://trockstars.com/</a> Year 5 children need to know all their times tables.</p> <p>If you're at the stage for a test- use this link to help test your knowledge.</p> <p><a href="http://www.timestables.me.uk/">http://www.timestables.me.uk/</a></p>
---------------------	---