








Home Learning Year 5

Week Beginning 20th April 2020

Ms McCoy


Topic	<p>The Amazon I do hope that you're all keeping well and are enjoying the activities that I'm setting.</p> <p>If you haven't logged onto Twinkl for free resources- use this attached link. Twinkl has set up a month's free access for all parents. Setting this up is really easy to do – go to www.twinkl.co.uk/offer and enter the code UKTWINKLHELPS</p>				
Literacy and Communication	<p>https://www.bbc.co.uk/bitesize/topics/zhrd2p Please continue to use the bitesize link to practice your spellings, punctuation and grammar. This week, focus on how to use a spell accurately words ending in <i>tion</i> and <i>sion</i>.</p>				
	<p>Last week you made a leaflet about The Amazon. This week your aim is to research about deforestation. Use the attached weblinks and heading to structure your research. https://www.livescience.com/27692-deforestation.html</p>				
	<p>What is deforestation? Why is it happening?</p> 	<p>How does it affect species of plants and animals?</p> 	<p>How does it affect the people who live and work in the forest?</p> 	<p>What are the threats and damages from deforestation?</p> 	<p>What is being done to try and solve/ stop deforestation or to rejuvenate the forest?</p> 
Maths and Problem Solving	<p><u>Have a go at completing the White Rose activities for Year 5.</u></p> <ol style="list-style-type: none"> https://wrm-13b48.kxcdn.com/wp-content/uploads/2020/homelearning/year-5/Lesson-1-Y5-Summer-Block-1-WO1-Adding-decimals-within-1-2020.pdf https://wrm-13b48.kxcdn.com/wp-content/uploads/2020/homelearning/year-5/Lesson-2-Y5-Summer-Block-1-WO2-Subtracting-decimals-within-1-2020.pdf https://wrm-13b48.kxcdn.com/wp-content/uploads/2020/homelearning/year-5/Lesson-3-Y5-Summer-Block-1-WO3-Complements-to-1-2020.pdf https://wrm-13b48.kxcdn.com/wp-content/uploads/2020/homelearning/year-5/Lesson-4-Y5-Summer-Block-1-WO4-Adding-decimals-crossing-the-whole-2020.pdf 				



Home Learning Year 5

Week Beginning 20th April 2020

Ms McCoy




	<p>Maths with Carol Vorderman: https://www.themathsfactor.com/. Click join free today. You will need an adult to help you set this up. Here is a link for Maths activities for the scheme that we use in school - White Rose Maths. The children are familiar with this scheme and therefore we recommend that you access this link to enhance your child's learning at home. https://whiterosemaths.com/homelearning/</p>
<p>Science and the outside environment</p>	<p>Create your very own Fact file on an Amazon species. Be creative with how you present your information.</p> <div style="display: flex; justify-content: space-between;"> <div data-bbox="438 851 901 1512" style="width: 45%;"> <h3 style="color: green; text-align: center;">Facts about Amazon rainforest</h3> <p style="text-align: center;">Read these facts about Amazon Rainforest and answer some questions</p> <p><i>The Amazon rainforest, worlds largest remaining natural resource, represents 54% of the total rainforests left on Earth.</i></p> <p><i>It covers an area of 2.5 million square miles, embracing nine South America countries: Brazil, Colombia, Peru, Venezuela, Ecuador, Bolivia and the Guianas - Guyana, French Guiana and Suriname, or two thirds of the South America continent.</i></p> <div style="border: 1px solid black; padding: 5px; margin-bottom: 5px;"> <p>Scientists have catalogued</p> <ul style="list-style-type: none"> o 2500 species of fish o 1500 species of birds o 1000 species of butterflies o 4 types of frog skin o 200 species of mosquitoes o 50,000 species of higher plants </div> <div style="border: 1px solid black; padding: 5px; margin-bottom: 5px;"> <p>More than 20% of Earth's oxygen is produced in this area, thus the name "Lungs of the Planet"</p> </div> <div style="border: 1px solid black; padding: 5px; margin-bottom: 5px;"> <p>Amazon rainforest birds account for at least one third of the worlds bird species, being toucan the most popular icon.</p> </div> <div style="border: 1px solid black; padding: 5px; margin-bottom: 5px;"> <p>Experts estimates that we are losing 137 plant, animal and insect species every single day due to rainforest deforestation. That equates to 50,000 species a year. As the rainforest species disappear, so do many possible cures for life-threatening diseases.</p> </div> <div style="border: 1px solid black; padding: 5px; margin-bottom: 5px;"> <p>70% of plants found to have anticancer properties are found only in the rainforest</p> </div> <div style="border: 1px solid black; padding: 5px; margin-bottom: 5px;"> <p>Piranucu - the world's largest freshwater fish - is found in Amazon. It can grow 2.5m long and weigh 250kg.</p> </div> <div style="border: 1px solid black; padding: 5px; margin-bottom: 5px;"> <p>An estimated number of 2,700 million acres of the rainforest are burned each year.</p> </div> <div style="border: 1px solid black; padding: 5px;"> <p>The climate is warm and humid, with an average temperature of 79 degrees and an average yearly rainfall of 80 inches. Temperature differences between day and night are greater than those between seasons extreme profusion of life.</p> </div> </div> <div data-bbox="925 828 1404 1456" style="width: 45%;"> <h3 style="text-align: center; color: green;">RAINFORREST ANIMALS</h3> <h2 style="text-align: center;">Red-Eyed Tree Frog</h2>  <p style="font-size: small;">Circle the highlighted words in the word search below.</p> <p>Red-eyed tree frogs live in trees near rivers and ponds in the rainforests of southern Mexico and Central America as far south as Columbia.</p> <p>Females lay their eggs in leaves over water. When the tadpoles hatch from the eggs they fall into the water where they live until they become frogs and move into the trees.</p> <p>One of the most colorful animals, the red-eyed tree frog has red eyes, blue body and leg markings, orange suction cup feet, and a bright green body. During the day, they sleep, covering their blue sides with their back legs and tucking their orange feet under their stomachs so they appear completely green. This helps to hide the red-eyed tree frogs from predators such as snakes, bats, spiders, and birds.</p> <p>If the green camouflage fails and a predator spots the frog anyway, it may be startled by the bright colors giving the red-eyed tree frog a chance to get away.</p> <p>Hunting at night, red-eyed tree frogs are carnivores and eat mainly insects. They have suction cups on their toes that help them stick to leaves as they climb around the trees looking for food.</p> <div style="font-family: monospace; font-size: small; text-align: center;"> <p>F A U Z H S R O T A D E R P P</p> <p>T A D P O L E S V H W C U X U</p> <p>S T A R T L E D L A G C K Q C</p> <p>E S K S T S E R O F N I A R O</p> <p>T E E F E G N A R O S G N V L</p> <p>N T S Y C A R N I V O R E S O</p> <p>G O R F E E R T D E Y E D E R</p> <p>A R J A S T C E S N I E P O F</p> <p>D C A M O U F L A G E N U N U</p> <p>B L U E S I D E S G G E J I L</p> </div> <p style="font-size: x-small; text-align: center;">©2014 MakingFriends.com Image from Wikimedia Commons</p> </div> </div>
<p>Humanities and Citizenship</p>	<p>Watch Newsround and stay up to date with the latest news for children. If you have any questions about Newsround, please ask an adult. https://www.bbc.co.uk/newsround/news/watch_newsround.</p> <p>Look at the landuse of The Amazon. Look at what the land is used for in The Amazon. https://www.activewild.com/what-is-deforestation-for-kids-information-and-facts/</p> <p>Use the website to find out about the plants and food that is grown in forested areas. Create a poster illustrating the different foods grown.</p>



Home Learning Year 5

Week Beginning 20th April 2020

Ms McCoy

<p>Creative Arts</p>	<p>Create your own picture of Angel Falls in Venezuela. Try and use different materials for the water, hills, rocks and trees.</p> 	
<p>Physical Education</p>	<p>Dance, move and exercise. It is so important to be outside, take a walk with your family or play in your garden.</p> <p>Here are some other ideas to keep healthy:</p> <ul style="list-style-type: none"> • Jump start Jonny exercises- children are used to this in PE lessons so will be experts https://www.jumpstartjonny.co.uk/home • PE with Joe each day, Monday – Friday at 9am https://www.thebodycoach.com/blog/pe-with-joe-1254.html 	 <p>It's time to spell your name out during fitness. Try and do your <u>first name</u> every day and time how long it takes. See if you can go quicker.</p>
<p>Reading</p>	<p>Reading- aim for 30 minutes a day</p> <ul style="list-style-type: none"> • Internet research on The Amazon. • Read your favourite stories. • Read the instructions for how to make a 3D tree. • Put subtitles on the TV and read as you watch TV. 	<p>Try and keep a list of the books you read, we could see who reads the most.</p>
<p>Times tables</p>	<p>Do not forget to continue to practise your timetables. Spend 10 minutes a day at least on TT Rockstars. https://trockstars.com/ Year 5 children need to know all their times tables.</p> <p>If you're at the stage for a test- use this link to help test your knowledge. http://www.timestables.me.uk/</p>	