









Home Learning Year 3  
Week Beginning 15<sup>th</sup> June 2020  
Mrs McCoy/ Mrs Slate

<b>Topic</b>	Here are some ideas for you to complete at home whilst you are self-isolating this week. <b>World War 2</b>				
<b>Literacy and Communication</b>  <b>History</b>	<b>Theme: World War 2- children and evacuation.</b> <b>Find out about what happened to children during WW2 and how they were evacuated to keep safe. Have a think about the following:</b>  <ul style="list-style-type: none"><li>• Did you want to be evacuated?</li><li>• Who came with you on your journey?</li><li>• What did your parents say/how did they feel about your evacuation?</li><li>• What were you most looking forward to?</li><li>• What were you least looking forward to?</li><li>• Where were you evacuated to? What is it like there? How does it compare to home?</li><li>• What happened when you first arrived at your destination?</li><li>• What are your host family like? Do you think they will treat you well?</li><li>• What is your new home like? How does it compare to your city home?</li><li>• What do you think is going to happen next?</li><li>• What do you think might be happening back home?</li><li>• How are you feeling about things now?</li></ul> <b>Complete the following.</b>				
	<table border="0"><tr><td data-bbox="491 1435 922 1713"><p style="text-align: center;"><b>The Suitcase</b></p><p style="text-align: center;">I can describe what evacuees needed to take with them on their journey.</p><p><b>Look at the suitcase and its contents. Discuss the following questions with your partner:</b></p><p>How old do you think the suitcase is? Who do you think the suitcase belongs to? What do you think it is to be used for? What do you know about the contents of the case? What do the contents tell us about the owner of the case? Why would the owner of the case need those items? What else might the owner want to pack in the case?</p></td><td data-bbox="954 1435 1369 1570"><p style="text-align: center;"><b>Evacuee Letter</b></p><p>Imagine you are an evacuee from a city, who has just been billeted with a family in the countryside.</p></td></tr><tr><td data-bbox="491 1720 922 2016"></td><td data-bbox="954 1576 1369 2016"><p>Write a letter home to your parents describing your experience so far.</p><p>Make sure you organise your letter into sensible paragraphs and that you keep related information together. Add your ideas for paragraphs and notes for each around the picture of the evacuee.</p></td></tr></table>	<p style="text-align: center;"><b>The Suitcase</b></p> <p style="text-align: center;">I can describe what evacuees needed to take with them on their journey.</p> <p><b>Look at the suitcase and its contents. Discuss the following questions with your partner:</b></p> <p>How old do you think the suitcase is? Who do you think the suitcase belongs to? What do you think it is to be used for? What do you know about the contents of the case? What do the contents tell us about the owner of the case? Why would the owner of the case need those items? What else might the owner want to pack in the case?</p>	<p style="text-align: center;"><b>Evacuee Letter</b></p> <p>Imagine you are an evacuee from a city, who has just been billeted with a family in the countryside.</p>		<p>Write a letter home to your parents describing your experience so far.</p> <p>Make sure you organise your letter into sensible paragraphs and that you keep related information together. Add your ideas for paragraphs and notes for each around the picture of the evacuee.</p> 
<p style="text-align: center;"><b>The Suitcase</b></p> <p style="text-align: center;">I can describe what evacuees needed to take with them on their journey.</p> <p><b>Look at the suitcase and its contents. Discuss the following questions with your partner:</b></p> <p>How old do you think the suitcase is? Who do you think the suitcase belongs to? What do you think it is to be used for? What do you know about the contents of the case? What do the contents tell us about the owner of the case? Why would the owner of the case need those items? What else might the owner want to pack in the case?</p>	<p style="text-align: center;"><b>Evacuee Letter</b></p> <p>Imagine you are an evacuee from a city, who has just been billeted with a family in the countryside.</p>				
	<p>Write a letter home to your parents describing your experience so far.</p> <p>Make sure you organise your letter into sensible paragraphs and that you keep related information together. Add your ideas for paragraphs and notes for each around the picture of the evacuee.</p> 				



Home Learning Year 3  
 Week Beginning 15<sup>th</sup> June 2020  
 Mrs McCoy/ Mrs Slate

<https://www.bbc.co.uk/bitesize/topics/zhrrd2p>

<https://www.bbc.co.uk/bitesize/topics/zqgs6f/articles/zcb8k7h>

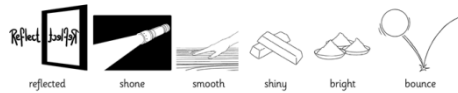
Please start to use the bitesize link to practice your spellings, punctuation and grammar.  
 This week, focus on how to use the suffix - ation

**Science and the outside environment**

Our new topic is Light. Find out about reflective surfaces  
<https://www.bbc.co.uk/bitesize/clips/ztcg9j6>  
<https://www.bbc.co.uk/bitesize/topics/zbssgk7/articles/zqdx82>

Use the websites to find out about reflective surfaces. Which surfaces are reflective? Choose materials to test how reflective they are. Complete the following activity.

## Testing Reflective Materials



You have been asked to help choose the best material for a reflective strip to make the Brilliant Bag Company's new book bag safer for children walking in the dark.

What materials will you test?

Which material do you think will be most reflective? Why?

Put the materials you are testing in order:

Most					Least

**Maths and Problem Solving**

<https://www.visnos.com/demos> we have had this web link recommended to us try it- it models how to explain concepts in maths

This week's Learning skills:

White rose- mass measuring

1. mass 1 powerpoint and sheet whiterose resource (attached)
2. mass 2 powerpoint and sheet whiterose resource (attached)
3. Find objects around the house eg kitchen cupboards and complete below try to record in grams and kgs



Home Learning Year 3  
 Week Beginning 15<sup>th</sup> June 2020  
 Mrs McCoy/ Mrs Slate

	Object	Estimated weight	Actual weight	Difference between estimation and actual weight.
	<p><u>Reasoning tasks:</u></p> <p><a href="https://nrich.maths.org/14583">https://nrich.maths.org/14583</a> just jottings, all you need is pencil and paper</p> <p>Choose some of the activities to do, these really get your thinking going- infact you could ask your parents and grandparents see if they can solve it. Do you all get the same answer? I bet everyone does it in a different way.</p>			
<b>Citizenship</b>	<p>Using the information learnt last week (the environment)</p> <p>Can you produce a poster, song or video clip about looking after the environment?</p> <p>Share these with us using seesaw or if you would like it to be on the blog as your parents to email it to school's admin address.</p> <p>Can you persuade others to take care of the environment?</p>			
<b>Physical Education</b>	<p>Are you improving your running, skipping and bike riding?</p> <p>Are you doing daily challenges?</p> <p>Exercises:  <a href="https://www.youtube.com/watch?v=dhCM0C6GnrY">https://www.youtube.com/watch?v=dhCM0C6GnrY</a></p>	<p>Gymnastics at home, be very careful with this!</p> <p><a href="https://www.youtube.com/watch?v=V3UJZqXTN_U">https://www.youtube.com/watch?v=V3UJZqXTN_U</a></p>		
<b>Reading</b>	<p>Books link to our theme:</p>			



Home Learning Year 3  
Week Beginning 15<sup>th</sup> June 2020  
Mrs McCoy/ Mrs Slate

	 <p>How about watching Goodnight Mr Tom <a href="https://www.youtube.com/watch?v=eYJBkfKtCvM&amp;list=PL4eQnCRcEIEK2XLWoS7YolAdm36ynOIMq">https://www.youtube.com/watch?v=eYJBkfKtCvM&amp;list=PL4eQnCRcEIEK2XLWoS7YolAdm36ynOIMq</a></p> <p>Can you compare the book to the film?</p>
<b>Times tables</b>	<p>Timestables rockstars, keep it up</p> <p>Mymaths and education city - well done Year 3 for completing the games online.</p> <p><b>If you're at the stage for a test- use this link to help test your knowledge.</b> <a href="http://www.timestables.me.uk/">http://www.timestables.me.uk/</a></p>
<b>Spanish</b>	<a href="https://www.bbc.co.uk/bitesize/subjects/zxsvr82">https://www.bbc.co.uk/bitesize/subjects/zxsvr82</a>

Regular home school learning activities set on:

- Education city
- Bug club
- Mymaths & timestables rock stars
- Seesaw

Thank you parents and Year 3 children for sharing home school learning with us.  
Keep reading our blog updates and use 'seesaw' to share your work.

Keep safe.



Home Learning Year 3  
Week Beginning 15<sup>th</sup> June 2020  
Mrs McCoy/ Mrs Slate