
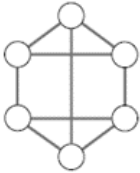





Home Learning Year 4

Week Beginning 16th March 2020

Mrs Blomeley

Topic	What was life like for the Tudors? Here are some activities to try at home.	
Literacy and Communication	<p>Edward VI was just 9 years old when he became King of England – the same age as you are in Year 4! Imagine that you are asked to be King or Queen of England. Write a letter to your best friend and tell them how you feel about it and what sort of things you might do when you become the ruler of the country!</p>	
Maths and Problem Solving	<p>Can you solve this Problem?</p> <p>Neighbours</p> 	<p>Use each of the numbers 1 to 6 once. Write one in each circle. Numbers next to each other must not be joined. For example, 3 must not be joined to 2 or 4.</p> <p>1 2 3 4 5 6</p>
Science and the outside environment	<p>We have been learning about Teeth & Digestion in class. Design a poster “How to look after your teeth”. Make sure you include how important it is to brush teeth regularly and properly. Don’t forget that a healthy diet is also important.</p>	
Humanities and Citizenship	<p>Did you know that England is split into counties? What is a county? Research counties in England. How many are there? Write a list. Which is the largest? Which is the smallest? Which county do we live in? Which counties have you visited in England? Ask your parents and grandparents.</p>	
Creative Arts	<p>We have been learning about the living conditions of Tudor people. Why not try building your own model of a Tudor house? Here are some useful links to help you.</p> <p>https://www.hobbycraft.co.uk/ideas/kids/how-to-make-a-tudor-house</p> <p>https://www.bakerross.co.uk/craft-ideas/teachers/tudor-house/</p>	
Physical Education	<p>It is important to stay active at home. Try some of these activities from the BBC which are designed to improve Balance, Agility and Coordination Skills</p> <p>https://www.bbc.co.uk/teach/class-clips-video/physical-education-ks1-ks2-lets-get-active-lava-zone-balance-agility-coordination-skills/zdggvk7</p>	



Home Learning Year 4
Week Beginning 16th March 2020
Mrs Blomeley

Reading	Extra reading books can be sent home if you ask, but you could take this opportunity to log onto your Bug Club account. Why not also try reading other material that you may have in the house? For example newspapers, magazines, instructions for board games or your gaming devices? You might discover something new! Whatever you choose, try to read for at least 15 minutes every day.
Times tables	Do not forget to continue to practise your timetables! Try to focus on the times table you are trying to earn your sticker for in class, and try to learn the inverse too! So, if you know that $4 \times 7 = 28$ you also know that $28 \div 4 = 7$. Spend at least 10 minutes a day and use TT Rockstars to help you https://trockstars.com/ Tip: The "Sound Check" session is a great way to practise and is very similar to the Multiplication Check you will be doing in June.