



# Home Learning Year 4

## Week Beginning 29<sup>th</sup> June 2020

### Mrs Blomeley

Here are this week's activities, some of which will be linked to our Zoom sessions. If you are unable to make Zoom you can still do the activities from the attached sheets. If you haven't done so already, try to join **Seesaw** so that you can access other linked activities and upload your work, send voice messages, video clips and notes. <https://web.seesaw.me/>

#### Literacy and Communication

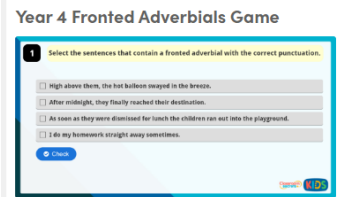
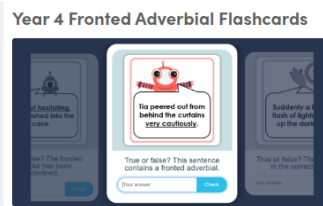
Read "**Year 4's Time Travel Adventure**" which is attached to the blog. When we finished the story on Friday, I asked you to write an extra paragraph to close the story. See the attached "Task Guide" with more details of what you need to include. We will discuss this in our Zoom session on Wednesday 1<sup>st</sup> July and share some of the endings you have created. We will also discuss and answer the questions on the attached comprehension sheet.



#### Grammar

Log onto kids classroom secrets

<https://kids.classroomsecrets.co.uk/category/year-4/year-4-gps/>



Practise your understanding of Fronted Adverbials with these Matching Cards, Flashcards and Fronted Adverbials game.

#### Maths and Problem Solving

Use the **White Rose Maths** link below to **watch the video tutorials** for Week 10 (29<sup>th</sup> June) on:

Maths  
Summer Term - Week 10 (w/c 29th June)

Lesson 1 - Interpret charts

Interpret charts

Day	Dogs seen	How many dogs were seen on Wednesday?
Monday		
Tuesday		
Wednesday		3 dogs
Thursday		
Friday		

Key = 4 dogs

- Interpret charts
- Comparison sum and difference
- Introducing line graphs
- Line graphs

<https://whiterosemaths.com/homelearning/year-4/>

**Remember that the worksheets and answers can be found on this blog, rather than on the White Rose site.**

**We will be discussing line graphs in our Zoom session on Monday.**

#### Science and the outside environment






#### Electricity

Please log in to BBC Bitesize and click this link to the class clip about Conductors and Insulators. Also watch the clip How can you change a circuit?

<https://www.bbc.co.uk/bitesize/topics/z2882hv/articles/zxv482p>



**Home Learning Year 4**  
**Week Beginning 29<sup>th</sup> June 2020**  
**Mrs Blomeley**

	 <p>Login in to Seesaw and watch this clip to learn about Benjamin Franklin's Lightning experiment and discovery. Write a report about the purpose of Lightning Rods.</p>
<p><b>Humanities Geography</b></p>	 <p><b>Rivers and Mountains</b>          Our task for this week is on the attached Task Sheet, which is to choose a river from around the world to research.          We will share some of these in our Zoom lesson on Friday 3<sup>rd</sup> July, so please send your work to me before then, either through Seesaw or via the office on: <a href="mailto:admin@broadbentfold.tameside.sch.uk">admin@broadbentfold.tameside.sch.uk</a></p>
<p><b>Creative Arts</b></p>	 <p>Your task is to make a 3D Model of the Journey of a River! Attached is an example but you can use your own ideas to show the journey.          Labels are necessary, to show the different river vocabulary that you have learnt but you can make it however you want! Try to use materials you already have in your house. You could make the labels using cocktail sticks. Please send me photographs of your rivers!</p>
<p><b>Physical Education</b></p>	<p>Try this Kids Workout with Jumping Jax Gym! Can you keep up?  <a href="https://www.youtube.com/watch?v=dhCM0C6GnrY">https://www.youtube.com/watch?v=dhCM0C6GnrY</a></p>
<p><b>Times tables</b></p>	<p>Well done to those people who logged on to TTRS to do the Soundcheck! This week I have attached times tables sheets for you to practise on. Choose the ones you feel will be of the most help for you and try to improve your speed when you complete them. <a href="https://trockstars.com/">https://trockstars.com/</a></p>