



# Home Learning Year 4

## Week Beginning 13<sup>th</sup> July 2020

### Mrs Blomeley

Here are this week's activities, some of which will be linked to our Zoom sessions. If you are unable to make Zoom, you can still do the activities from the attached sheets. If you haven't done so already, try to join **Seesaw** so that you can access other linked activities and upload your work, send voice messages, video clips and notes. <https://web.seesaw.me/>

#### Literacy and Communication

Watch this video clip **The Black Hole**

<https://www.literacyshed.com/blackhole.html>



Bored with his dull existence, one man's life is changed forever when the photocopier in work churns out a portable black hole.

The man is tempted to use the black hole to steal things.

He first uses the black hole to steal from the vending machine and then from the

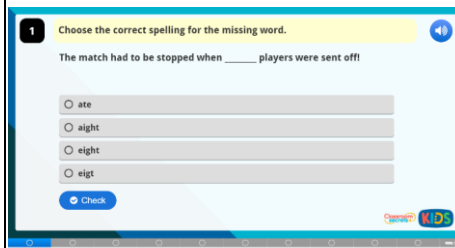
office safe, however it doesn't go to plan. What do you think has happened to the man? Can you write a story about someone who finds a black hole like this. What do they use the black hole for. Can it only be used for 'bad' things? Could it be used for good? If this was produced in our school staff room would it be best to keep it or destroy it?

#### Grammar and Spelling

##### Spelling

Log onto kids classroom secrets and click on the link to play test your knowledge of common exception words (tricky words):

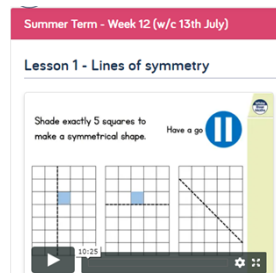
<https://kids.classroomsecrets.co.uk/resource/common-exception-words-set-4-year-3-and-year-4/>



Try Sets 4, 5 and 6

#### Maths and Problem Solving

Use the **White Rose Maths** link below to **watch the video tutorials** for Week 12 (13<sup>th</sup> July) on the following:



- Lines of Symmetry
- Complete a symmetrical figure
- Describe a position
- Draw a grid





<https://whiterosemaths.com/homelearning/year-4/>

**Remember that the worksheets and answers can be found as attachments on this blog, rather than on the White Rose site.**

**Our Zoom session on Monday will be a fun Maths quiz.**



**Home Learning Year 4**  
**Week Beginning 13<sup>th</sup> July 2020**  
**Mrs Blomeley**




<p><b><u>Science and the outside environment</u></b></p>	<p><b><u>Fossil Fuels and Renewable Energy</u></b></p> <p><a href="https://www.bbc.co.uk/bitesize/topics/zshp34j/articles/zntxgwx">https://www.bbc.co.uk/bitesize/topics/zshp34j/articles/zntxgwx</a></p>  <p>Watch this clip on BBC Bitesize and find out the difference between fossil fuels and renewable energy.</p> <p><b>What are fossil fuels?</b> Much of the world's energy is produced by burning fossil fuels such as oil, coal and gas. These natural resources are formed from the remains of plants and animals that died millions of years ago.</p> <p><b>What is renewable energy?</b> Renewable energy is a natural source of energy that will never run out. Wind, the Sun and water are renewable energy sources that can be used to create electricity.</p>
<p><b>Humanities Geography</b></p>	<p><b><u>Rivers and Mountains</u></b></p> <p>There are many mountain ranges in the world. Have a look at this website to find out about what a mountain range is and discover some of the main ones.</p> <p><a href="https://www.ducksters.com/geography/mountain_ranges.php">https://www.ducksters.com/geography/mountain_ranges.php</a></p>  <p>Choose a mountain range to research and write a report about it. Don't forget to include a photograph or picture.</p> <p><b>Machu Picchu located high in the Andes</b></p>
<p><b>PSHE /Creative Arts</b></p>	<p><b><u>A Year to Remember!</u></b></p> <p>In our Friday Zoom session we will be sharing our favourite memories about Year 4! There is a sheet attached to the blog for you to write a short paragraph about your favourite memory of Year 4. There is also a space for you to draw some pictures, to show some of the things you learnt and enjoyed. It might be related to a trip, a special dress up day or just an ordinary day in school, when something funny or amazing happened! If you send these to me I will create a presentation to share on screen. I will also select some of the photographs we have created throughout the school year to show in the Zoom session. Please send me your completed sheet by noon on Thursday 15<sup>th</sup> July, to make sure I can include your memory. Thank you.</p>  



# Home Learning Year 4

## Week Beginning 13<sup>th</sup> July 2020

### Mrs Blomeley

<p><b>Handwriting</b></p>	<p><b><u>Handwriting and Synonyms</u></b></p> <p>Recently, you will have received details of Letterjoin, the new handwriting scheme that we will be using in school. Attached to the blog is a Synonyms sheet. Take a look at the handwriting and practise by answering the questions on the sheet.</p> <p>Log in and take a look at the scheme for yourself:</p> <p><a href="https://www.letterjoin.co.uk/">https://www.letterjoin.co.uk/</a></p> <p>Username: jk5800 Password: home</p> <p>Or if you are using a tablet, the logon details are: User name: jk5800 Swipe code: A capital 'L' shape starting at top left</p>  <table border="1" data-bbox="1034 824 1370 920"><tr><td>... loudly</td><td>bellowed</td><td></td><td></td></tr><tr><td>... quietly</td><td></td><td></td><td></td></tr><tr><td>... grumpily</td><td></td><td></td><td></td></tr><tr><td>... happily</td><td></td><td></td><td></td></tr></table>	... loudly	bellowed			... quietly				... grumpily				... happily			
... loudly	bellowed																
... quietly																	
... grumpily																	
... happily																	
<p><b>Physical Education</b></p>	<p><b><u>P.E. Keeping Active</u></b></p> <p><a href="https://www.bbc.co.uk/teach/class-clips-video/physical-education-ks1-ks2-lets-get-active-simple-indoor-track-and-field-challenges/z4c2bdm">https://www.bbc.co.uk/teach/class-clips-video/physical-education-ks1-ks2-lets-get-active-simple-indoor-track-and-field-challenges/z4c2bdm</a></p>  <p>Join commentators Johnny and Jasmine as they introduce a range of athletics challenges, including sprinting on the spot for 30 seconds, squat high jump and throwing at a target.</p>																
<p><b>Times tables</b></p>	<p><b><u>Times Tables</u></b></p>  <p>Keep up with your brilliant work on Times Tables Rock Stars!</p> <p>This week I have attached some new TTRS times tables sheets for you to practise on (6, 7 and 9s). Have a go and follow the instructions to find out if you can make it to be a <b>ROCK LEGEND</b> or a <b>ROCK HERO!</b> <a href="https://trockstars.com/">https://trockstars.com/</a></p>																