



# Home Learning Year 4

## Week Beginning 11th January 2021

### Mrs Blomeley

#### Remote Learning/ Live Zoom Lessons 11<sup>th</sup> – 15<sup>th</sup> January 2021

Thank you for your support with Home Learning last week. Not only did the children make some brilliant contributions to our Zoom sessions, the quantity and quality of the work they uploaded to Seesaw was amazing! I am very proud of Year 4!

This week will be slightly different as I will be back in school from Thursday. However, two Zoom lessons will take place each day, in the mornings. Here is a step by step guide for how to prepare to make the most of your learning.

1. Before you begin your remote education, you should make sure that you have had your breakfast and are dressed for the day.
2. Prepare yourself a tall glass of water and have a pen and paper, and any other appropriate equipment you might need, ready.
3. Click on the zoom links at the allocated times to join and I will admit you to the lesson.
4. During the day we recommend that you take part in both the online lessons and try to complete at least 3 subject areas each day. Here is an example of what your timetable might look like for the day:

<b>Lesson 1</b>	<b>Wellbeing break</b>	<b>Lesson 2</b>	<b>Lunch time</b>	<b>Exercise break</b>	<b>Lesson 3</b>
-----------------	----------------------------	-----------------	-------------------	---------------------------	-----------------

5. We recommend that you break your learning up into small chunks, with lots of time away from your computer screen. Use the learning grids that I have to guide your choice of lessons. Please build in time to exercise. Try to move around as much as possible, stretching your shoulder and neck muscles often. There are lots of 'at-home' workouts that you can try or try the online workouts by Joe Wicks on Youtube.com.

6. Lastly, make sure you are looking after yourself. Make sure that you have relaxation time and fresh air. This is very important.



# Home Learning Year 4

## Week Beginning 11th January 2021

### Mrs Blomeley

#### Zoom Timetable and Joining instructions

##### Joining instructions

<https://us02web.zoom.us/j/81343233731?pwd=TndTSFBSoEIlMXYvWHU1SlhZNIc5UT09>

Meeting ID: 813 4323 3731

Passcode: qx4Rr4

*Please note the following times are subject to change. You will be notified if this is the case.*

Date	Time and duration	Subject	Worksheet available
Monday 11 <sup>th</sup> January	1. 9:30 to 10:15 2. 10:45 to 11:30	Maths English Reading	Revision worksheet Reading Gem worksheet
Tuesday 12 <sup>th</sup> January	1. 9:30 to 10:15 2. 10:45 to 11:30	Maths English Grammar	Revision worksheet Interactive
Wednesday 13 <sup>th</sup> January	1. 9:30 to 10:15 2. 10:45 to 11:30	Maths Topic Writing	Revision worksheet Creative Writing sheet
Thursday 13 <sup>th</sup> January	1. 9:30 to 10:15 2. 10:45 to 11:30	Maths Science	Multiplication worksheet Investigation Sheet
Friday 14 <sup>th</sup> January	1. 9:30 to 10:15 2. 10:45 to 11:30	PSHE English Reading	Activity sheet Reading Gem worksheet

Below are other activities that you can access this week. These could be completed during the suggested time for independent learning (in Lesson 3 above.) Please note, you are not expected to do everything. Find something that you will enjoy! Make sure that you do a physical activity at some point, as well as having some relaxation time.

Finally, don't forget to continue posting all of your brilliant work on Seesaw. I will choose some things to share with the class during our Zoom sessions.




Thank you  
Mrs Blomeley



# Home Learning Year 4

## Week Beginning 11th January 2021

### Mrs Blomeley





<p><b><u>Literacy and Communication</u></b></p>	<p><small>Lighthouse (Animation)</small></p>  <p>Watch the short film <b>The Lighthouse</b></p> <p><a href="https://www.youtube.com/watch?v=6HfBbSUORvo">https://www.youtube.com/watch?v=6HfBbSUORvo</a></p>	<p>Write some dialogue for the characters in the lighthouse.</p> <p>Can you write the story but give it a different ending to the one in the film?</p>
<p><b><u>Outdoor Learning</u></b></p>	<p><b>Mindful Mazes</b> A labyrinth is a circular maze with a spiralling pathway to focus the mind. It could be made with string, pebbles, bottle caps or drawn with chalk on some tarmac. How will you make yours?</p> <p><a href="https://www.itl.org.uk/resources/buddhism-outdoors/">https://www.itl.org.uk/resources/buddhism-outdoors/</a></p>	
<p><b><u>Maths and Problem Solving</u></b></p>	<p>Use the <b>White Rose Maths</b> link below to <b>watch the tutorials</b> for this week on:</p> <ul style="list-style-type: none"><li>• Efficient Multiplication</li><li>• Multiply 2 digits by 1 digit</li><li>• Multiply 3 digits by 1 digit</li></ul> <p><a href="https://whiterosemaths.com/homelearning/year-4/spring-week-2-number-multiplication-division/">https://whiterosemaths.com/homelearning/year-4/spring-week-2-number-multiplication-division/</a></p> <p>Worksheets and answers for these units can be found on this week's Class blog.</p>	
<p><b><u>Reading</u></b></p>	<p>Make sure you listen to my voice recordings of The Secret Lake and read the extracts that I send to you. Try to find the meanings of any unfamiliar words and let me know them during our Zoom sessions.</p> <p> Also log in to Epic <a href="https://www.getepic.com/">https://www.getepic.com/</a> (Password lam2937). I have set a new Mystery book!</p>	
<p><b><u>Science</u></b></p>	<p>Research Melting Points – download these activity sheets to create tables and bar charts to show the data you have researched.</p> <p><a href="https://www.outstandingscience.co.uk/index.php?action=view_page&amp;page=view_unit&amp;unit=4c">https://www.outstandingscience.co.uk/index.php?action=view_page&amp;page=view_unit&amp;unit=4c</a></p>	
<p><b><u>Creative Art</u></b></p>	<p>Design a new book cover for our class text The Secret Lake. What would your Secret Lake look like?</p>	



# Home Learning Year 4

## Week Beginning 11th January 2021

### Mrs Blomeley

<b><u>Physical Education</u></b>	Follow Joe Wicks for daily sessions! <a href="https://www.youtube.com/channel/UCAxW1XT0iEJo0TYIRfn6rYQ">https://www.youtube.com/channel/UCAxW1XT0iEJo0TYIRfn6rYQ</a>
<b><u>Times tables</u></b>	 Keep practising your times tables. We will be playing some times tables games in our Zoom sessions this week. <a href="https://trockstars.com/">https://trockstars.com/</a>
<b><u>Handwriting</u></b>	Log into Letterjoin to practise your handwriting. I will be giving out handwriting pens when we get back to school! Keep practising to make sure you get yours! <a href="https://www.letterjoin.co.uk/">https://www.letterjoin.co.uk/</a> Username: jk5800 Password: home 
<b><u>Creative Homework Task</u></b>	  <p>You could make a start on your Creative Homework task this week. Remember to research either the Loch Ness Monster or the Yeti and find as much evidence as you can to decide if you think the creature is real or not. Then you can start to plan which materials you are going to use to make your creature. If you decide to draw and paint the creature, perhaps you can do it from two different angles to give more of a 3 D effect.</p>