






Home Learning Year 2

Week Beginning 8th June 2020

Mrs Neary/ Miss Laitl



<p>Topic</p>	<p style="text-align: center;">Seaside: Do you like to be beside the Seaside?</p> <div style="text-align: right;">  </div>	
<p>Literacy and Communication</p> 	<p>Read the story <i>Somebody Swallowed Stanley</i> by Sarah Roberts using the pdf attached. Can you answer following questions:</p> <ol style="list-style-type: none"> 1. Stanley was not an animal. What was he? 2. Can you remember any of the animals that swallowed Stanley? 3. What did the little boy make Stanley into at the end of the story? 4. How do you think Stanley ended up in the sea? 5. What could we do to stop more rubbish getting into the sea? <p>When you have read the story put the events of the story in order. You can choose a 1 star, 2 star or 3 star challenge.</p> <p>Talk about how important it is to prevent plastic bags ending up in the ocean. Go to https://youtu.be/mjs66M41-04 to watch the author, Sarah Roberts, explain what happens when plastic ends up in the oceans. One of the best ways to stop this is to reuse plastic bags in a variety of ways. Brainstorm ideas about different ways to reuse a plastic bag: reduce, reuse and recycle.</p> <p>Create a poster to encourage people to recycle and reuse their plastic bags.</p>	
<p>Maths and Problem Solving</p>	<p>Log onto My Maths and Education City (play Carnival Capers, Hit a Puck and Summer Fair) to practise recording and reading data using tally charts, pictograms and block graphs.</p> <p>Challenge yourself with maths activity mats (see attached pdfs).</p>	
<p>Science and the outside environment</p>	<p>Think about all the different types of creatures that can be found in the ocean. How many creatures can you name in the following film clip? https://www.bbc.co.uk/bitesize/clips/zx676sg</p> <p>Learn about Rachel Carson, an American scientist, who studied the oceans. Read about Rachel Carson's life and work (Rachel Carson Information pdf). Complete Rachel Carson Fact file (you will need to work with a partner, your grownup or sibling). Fact File 1 includes 3 facts and Fact File 2 includes 3 different facts. Use the questions on the fact files to fill in the missing facts.</p> <p>Carry out the water pollution experiment described in the Rachel Carson's pdf.</p> <p>Follow the link to get involved with this week's great science share.</p>	<p>Log onto Seesaw to complete the activities assign for our class.</p> <p>Activity 1 – Why is the ocean salty?</p> <p>Activity 2 – What belongs in the sea?</p> <p>Activity 3 – Ocean habitat</p> 



Home Learning Year 2

Week Beginning 8th June 2020

Mrs Neary/ Miss Laitl

	https://www.greatscienceshare.org/getinvolved2020#weekly-themes-2020-wk6	
Humanities and Citizenship	<p>Monday 8th June is a special day – World Oceans Day. World Ocean Day celebrates the role of the oceans in our everyday life and inspires action to protect the ocean and its creatures.</p> <p>Visit https://www.bbc.co.uk/bitesize/topics/z849q6f/articles/zmqwscw and https://www.bbc.co.uk/newsround/44416808 to learn about oceans.</p> <p>I have attached different activities for you to complete. They include Ocean Mini Book, Ocean and Continents cut and stick activity and ocean word search.</p> <p>Visit https://worldoceanday.school/ on Monday morning to take part in interactive and fun ocean activities. Ocean resources have been organised by age, time and learning theme. Have fun!</p> <p>You can even dress up in blue on the day to get in the mood for the festival.</p>	
Creative Arts	<p>Your challenge for this week is to reuse plastic creatively to make something new. First activity is to design (plan) your product before making it. You can design your product on the sheet provided or on a separate sheet of paper. Check the sheet for ideas to inspire you.</p> 	<p>Make 3D sea creatures using attached template.</p> 
Physical Education	<p>Have a go at the 'Reaction Wall' activities that are introduced in the video below. The activities will develop your reactions, hand eye coordination, balance and concentration. They are also lots of fun!</p> <p>https://www.youtube.com/watch?v=D_KaDUryDes</p> <p>There are lots of other PE activities to have a go at on the Yorkshire Sport Foundation's YouTube account:</p> <p>https://www.youtube.com/channel/UCGVzDT1kETxgbfXe0BCSvKA</p>	
Reading	<p>Complete layers of the ocean reading comprehension. Read ocean animals fact cards and answer questions.</p> <p>Log onto bug club and read the books allocated for you. Log onto Oxford Owl to access eBooks https://www.oxfordowl.co.uk/</p>	



Home Learning Year 2
Week Beginning 8th June 2020
Mrs Neary/ Miss Laitl

Times tables

Practise your 2, 3, 5 and 10 times tables. If you know those times tables facts you can try to learn to count in 4s.

Try to join Timestables Rockstars battles on Monday and Wednesday or you can challenge your friends any time you want.