





## Home Learning Year 2



### Week Beginning 29<sup>th</sup> June 2020

### Mrs Neary/ Miss Laitl

<p><b>Topic</b></p>	<p>Seaside: Do you like to be beside the Seaside?</p> 	
<p><b>Literacy and Communication</b></p> 	<p>Read <b>The Storm Whale</b> by Benji Davis and answer comprehension questions (see attached pdf).</p> <p>Watch footage of a seaside storm, <a href="https://www.youtube.com/watch?v=kL_Pz0-V2UQc">https://www.youtube.com/watch?v=kL_Pz0-V2UQc</a></p> <p>Using chalk pastels, charcoal or drawing pencils, ask your child to draw a picture of a storm. You can play Benjamin Britten's storm interlude of the 'Four Sea Interludes' from his opera Peter Grimes, to aid their visualising and inspire expressions of mood and atmosphere: <a href="https://www.youtube.com/watch?v=VTd2aXLTA84">https://www.youtube.com/watch?v=VTd2aXLTA84</a></p> <p>Encourage children to talk about and annotate their storm drawings with choice words, phrases or sentences that add detail and description.</p> <p>Create a word bank of nouns, adjectives and verbs to write a description of a storm (see attached pdf –word bank- with an example) - <u>zoom lesson Monday.</u></p>	
<p><b>Maths and Problem Solving</b></p>	<p>This week our focus in maths will be telling time. Log onto My Maths and Education City (<b>Wakey Wakey</b> game and <b>Snoozing Time</b> game) to complete the activities.</p> <p>Make a paper clock with movable hands (you can use template provided or make your own) and practise showing time (<u>zoom lesson Wednesday</u>).</p> <p>There are also maths worksheets you can have a go at.</p>	
<p><b>Science and the outside environment</b></p>	<p>Click on the link to find out about different species of whales.</p> <p><a href="https://www.youtube.com/watch?v=T8oF199Oe2s">https://www.youtube.com/watch?v=T8oF199Oe2s</a></p>	<p>Log onto Seesaw to complete the activities assign for our class.</p> <p>Activity 1 – Animal Research: Blue Whale</p> <p>Activity 2 – Humpback whale in the ocean</p> <p>Activity 3 – Humpback whale anatomy</p>
<p><b>Humanities and Citizenship</b></p>	<p>Join Magic Grandad and his two grandchildren on an adventure to find out about holidays in the past.</p> <p><a href="https://www.youtube.com/watch?v=RZIL77ZfXkI">https://www.youtube.com/watch?v=RZIL77ZfXkI</a></p> <p>Use the attached Lesson Presentation Seaside Past and Present to learn about seaside holidays in the past and now. Sort a set of seaside photographs into 'past' and 'present' categories. Don't worry if you don't have a printer you can draw pictures or write sentences instead.</p>	



Home Learning Year 2  
Week Beginning 29<sup>th</sup> June 2020  
Mrs Neary/ Miss Laitl

	
<b>Creative Arts</b>	<p>Noi paints a picture of a whale when he is gone. Can you paint your own pictures of whales?</p> 
<b>Physical Education</b>	<p>Visit <a href="https://www.bbc.co.uk/iplayer/episode/m000jycy/celebrity-supply-teacher-series-1-3-marcus-rashford-pe">https://www.bbc.co.uk/iplayer/episode/m000jycy/celebrity-supply-teacher-series-1-3-marcus-rashford-pe</a> for PE lesson with Celebrity Supply Teacher - Marcus Rashford or join another Celebrity Supply Teacher Dame, Darcy Bussell, for a special dance lesson <a href="https://www.bbc.co.uk/iplayer/episode/m000kcml/celebrity-supply-teacher-series-1-11-darcey-bussell-dance">https://www.bbc.co.uk/iplayer/episode/m000kcml/celebrity-supply-teacher-series-1-11-darcey-bussell-dance</a></p>
<b>Reading</b>	<p>Complete seaside now and then comprehension.</p> <p>Log onto bug club and read the books allocated for you. Log onto Oxford Owl to access eBooks <a href="https://www.oxfordowl.co.uk/">https://www.oxfordowl.co.uk/</a></p>
<b>Times tables</b>	<p>Practise your 2, 3, 5 and 10 times tables. If you know those times tables facts you can try to learn to count in 4s.</p> <p>Try to join Timestables Rockstars battles on Monday and Wednesday or you can challenge your friends any time you want.</p>