





Home Learning Year 2



Week Beginning 15th June 2020

Mrs Neary/ Miss Laitl

Topic	<p style="text-align: center;">Seaside: Do you like to be beside the Seaside?</p> 	
Literacy and Communication 	<p>Read the story Somebody Swallowed Stanley again. This week we will plan our own stories that will teach others about the importance of recycling.</p> <p>Go through planning characters and setting pdf (zoom lesson Monday). Now that you have chosen your setting and main character, think of a good name for your character. My character will be called Walter the water bottle!</p> <p>Now we need to think of the problems the main character might cause the other characters he might meet along the way. We also need to think of the resolution for the story so that people understand how important it is to recycle. Go through planning a problem and resolution pdf (zoom lesson Tuesday) to generate your ideas.</p> <p>Now put your ideas into a story mountain plan (zoom lesson Wednesday).</p> <p>Next week we will write our stories!</p>	<p>Log onto Education city and play Sandy Stories game to identify the beginning, middle and end of a story and understand the purpose of each part.</p> <p>Play Grandly Geographic game to practise reading and understanding a non-fiction text with information presented in different ways. Unfortunately this game is not tablet friendly so don't worry if you can't access it.</p>
Maths and Problem Solving	<p>Logo onto MyMaths and Education City (On the Face of It game, Shape Escape game, Spinning Shapes game and Mail Order game) to revisit you knowledge of 2D and 3D shapes and their properties.</p> <p>You can also challenge yourself with Maths Revision Worksheet.</p>	
Science and the outside environment	<p>Find out about sea turtles https://www.youtube.com/watch?v=8VQs9sPidC8</p> <p>Visit https://www.bbc.co.uk/cbbc/quizzes/bp-terrific-turtle-quiz?collection=cbbc-animal-quizzes to check your knowledge in this quiz.</p> <p>Can you create a turtle fact file?</p>	<p>Log onto Seesaw to access activities:</p> <p>Activity 1 – All about turtles</p> <p>Activity 2 – Sea turtle writing</p> <p>Activity 3 – Why can't fish breathe on land?</p>
Humanities and Citizenship	<p>Use United Kingdom map to locate different countries within UK and surrounding seas. Now use the worksheet provided to label the different countries and bodies of water in the blank boxes. If you don't have a printer you can try to draw the outline of the British Isles and then label it.</p>	



Home Learning Year 2
Week Beginning 15th June 2020
Mrs Neary/ Miss Laitl

Creative Arts	<p>Make a kite like the boy in the story. Follow the instructions on Resource Sheet 2: Go fly a kite. Wait for a windy day to go outside and fly your kite.</p> 	<p>Follow the instruction to make a bubble wrap turtle.</p> 
Physical Education	<p>You have probably had a go at a PE lesson by Joe Wicks. These are found on his YouTube channel: https://www.youtube.com/user/thebodycoach1</p> <p>Your challenge this week is to create your own exercise routine video for others to have a go at.</p> <ol style="list-style-type: none">1. First, plan your exercise routine. You can include jumps, stretches, different ways of travelling and more! Here are a couple of links to Joe's exercise routine videos to give you some ideas for movements you could include: https://www.youtube.com/watch?v=6v-a_dpwhro&safe=active https://www.youtube.com/watch?v=4wzoy_J3l_c&safe=active2. Film your exercise routine. Make sure to tell the people watching what they need to do and to clearly demonstrate the different movements.3. Get someone to have a go at your exercise routine. This could be somebody at home or you could ask an adult to help you send your video to a family member or friend. If you would like to, upload your video on Seesaw and we will have a go at your exercise routine!	
Reading	<p>Read <i>The Boastful Turtle</i> (see pdf) story and answer questions about the story.</p> <p>Log onto bug club and read the books allocated for you. Log onto Oxford Owl to access eBooks https://www.oxfordowl.co.uk/</p>	
Times tables	<p>Practise your 2, 3, 5 and 10 times tables. If you know those times tables facts you can try to learn to count in 4s.</p> <p>Try to join Timestables Rockstars battles on Monday and Wednesday or you can challenge your friends any time you want.</p>	