






Home Learning Year 2


Week Beginning 13th July 2020

Mrs Neary/ Miss Laitl

<p>Topic</p>	<p style="text-align: center;">Seaside: Do you like to be beside the Seaside?</p> <div style="text-align: right;">  </div>
<p>Literacy and Communication</p> 	<p>Listen to the story Sully the Seahorse during our special live YouTube session with Natalie Pritchard (Monday 1.30pm). You can also read the story (see the attached document).</p> <p>Complete the activities from Home Schooling Pack for Sully the Seahorse. The activities include speech bubbles, Seahorse fact file, letter, character description and story plan.</p>
<p>Maths and Problem Solving</p>	<p>During our zoom sessions on Tuesday and Wednesday we will refresh our knowledge of addition and subtraction using column method. I have attached column addition and subtraction worksheets for you complete after our sessions.</p> <p>Complete work on mass and volume. See the attached video links and worksheets:</p> <p>Lesson 1 Measure mass in grams https://vimeo.com/432483400</p> <p>Lesson 2 Measure mass in kilograms https://vimeo.com/432483645</p> <p>Lesson 3 Compare volume https://vimeo.com/432483778</p> <p>Lesson 4 Millilitres https://vimeo.com/432483882</p>
<p>Science and the outside environment</p>	<p>Complete Seahorses comprehension and create a fact file about seahorses.</p> 
<p>Humanities and Citizenship</p>	<p>Let's explore a seaside town - St. Ives. Use the lesson presentation to find out about St. Ives. Use the word web to record facts from your research.</p> <p>Can you write a persuasive advert to encourage people to visit St. Ives? See the attached example.</p>
<p>Creative Arts</p>	<p>Follow the link to learn how to draw a seahorse, with this easy step by step tutorial.</p> <p>https://artprojectsforkids.org/draw-a-seahorse/</p>



Home Learning Year 2
Week Beginning 13th July 2020
Mrs Neary/ Miss Laitl

	
Physical Education	Click on the link to learn the key skills and tactics, and get up and moving. https://www.bbc.co.uk/teach/class-clips-video/physical-education-ks1-ks2-lets-get-active/z72yjhv
Reading	Complete 60 second read- seahorses Log onto bug club and read the books allocated for you. Log onto Oxford Owl to access eBooks https://www.oxfordowl.co.uk/
Times tables	Practise your 2, 3, 5 and 10 times tables. If you know those times tables facts you can try to learn to count in 4s. Try to join Timestables Rockstars battles or you can challenge you friends.