

Helping your child to read using First Class Phonics Readers



Before Reading - using the inside front cover

Before reading

Talking Time

- Read the title to your child and talk about the picture. Read the blurb on the back cover to your child.
- Look through the book together, talking about the pictures – but do not read the words. You could use the suggestions below.

Storyline: This story is all about Cat. She is looking for somewhere new to have a nap. Where will she try?


Front Cover: Who can you see? What is she doing? She wants somewhere new to nap today. Where can she nap?

Page 1: What is it? Can Cat nap on the map?

Page 2: No, she can't get comfy. Where will she try next?

Focus question - Read this to your child.

Where can Cat nap?



Focus phonics - Ask your child to say each phoneme (sound).

c C a t s n i p m d o

Focus words - Ask your child to read each word by 'sounding out' and blending.

on map pad mat can Cat

Focus 'tricky' words - Please help your child to read these words.

the

Before asking your child to read, enjoy some 'Talking Time' with them. Use our suggestions to ask questions about the front cover and the pictures. This will help them to understand what the book is about before they start to read. It will also get them excited to find out about what happens in the book so they can answer the Focus Question.

The inside cover shows all the letters that are in the book. Recently taught letters are shown last in the list and are in bold font. Previously taught letters are also listed.


Ask your child to say the phoneme (sound) as you point to each letter (including the capitals). This will help them get ready for reading.

The inside cover also shows Focus Words. These words are in the book and use the most recently taught letters. Your child should practise reading these words *before* they see them in the book.

There will be a few 'tricky' words in each book. Help your child to read these before they see them in the book. Your child may *still* need help to read them when they meet them *in* the book.

During Reading

While your child is reading this book, encourage them to use their phonics to ‘sound out and blend’ to read words they do not know. If they make a mistake, ask them if it sounds right and encourage them to have another go. Don’t forget to encourage them to talk about the book while they are reading as well. Ask questions to help them think about what they are reading and to enjoy the text and the pictures together.



After Reading

Talking Time and Focus Question


- Ask the focus question and talk about the answer.
- Encourage your child to talk about the book by asking questions and looking at the pictures together.



Enjoy some more Talking Time after your child has finished reading. Asking and answering the Focus Question will help your child to see why we read!

Talking Time will allow you *and* your child to ask questions, give opinions and/or link the book to shared experiences or interests. e.g. “Why was the farmer asking Meg to get the rams? Did you like the book? What was your favourite part? Do you remember when you went on the school trip to the farm?”

You could ask questions about the text and the pictures using question starters like: who, what,



After Reading - using the inside back cover



Fun with Phonics

After Reading

Talking Time and Focus Question

- Ask the focus question and talk about the answer.
- Encourage your child to talk about the book by asking questions and looking at the pictures together.

Fun with Phonics

Play one of these games with your child. Ask your child's teacher how to play.

- Fast Phonemes
- I-Spy a Grapheme
- Spot the Word
- Speedy Read a Focus Word or Tricky Word

Fast Phonemes

1. Point to a letter at the start of a word.
2. Ask your child to say the phoneme (sound).
3. Take Turns.

I-Spy a Grapheme

1. Say "I spy a grapheme (letter/s) that sounds like this ..." and say the phoneme (sound).
2. Ask your child to point to the right grapheme in a word on the page.
3. Take turns.

Spot the Word

1. Say a word that you can see on the page
2. Ask your child to spot it, point to it and read it.
3. Choose a new word and repeat.

Speedy Read a Focus Word or Tricky Word

1. Point to a 'focus word' or 'tricky word' (that appears more than once in the book).
2. Ask your child to read the word.
3. Find the word again and ask your child to 'Speedy Read' it (read it without sounding out aloud).

