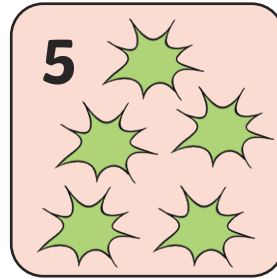




# Cut and Stick Number Ordering

Cut out the images and stick them down in the correct order on the boxes at the bottom.










Cut and Stick Number Ordering



# Cut and Stick Number Ordering

Cut out the images and stick them down in the correct order on the boxes at the bottom.


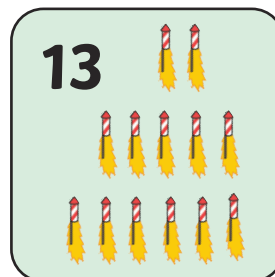
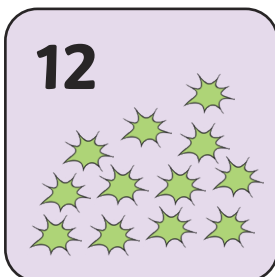
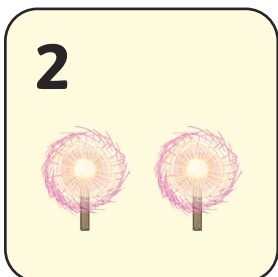
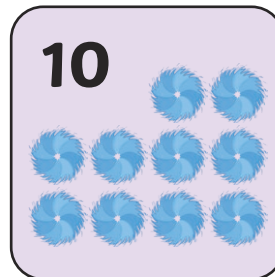
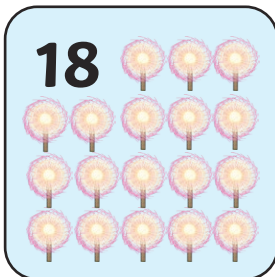



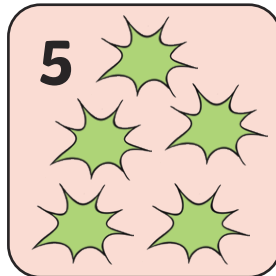






Cut and Stick Number Ordering

A large area at the bottom of the page containing ten empty rounded square boxes arranged in two rows of five. The background features a colorful illustration of fireworks exploding in green, red, and blue against a dark purple night sky.

# Cut and Stick Number Ordering

Cut out the images and stick them down in the correct order on the boxes on the next page.



A grid of 20 empty rounded square boxes arranged in 4 rows and 5 columns. The background features colorful fireworks in green, red, and blue, with small stars scattered around. The fireworks are positioned behind the grid, with some appearing to burst through the boxes.